

SUBLIFT

BY SWEDE SHIP

THE SAFE, COMPACT, SELF-PROPELLED SUBMERISBLE BOAT HOIST



SUBLIFT is made for easy and safe dry docking and launching of sailing and motor boats on ramps and slipways. Typical usage is docking for fast service, cleaning of hulls and for winter season storage.

www.sublifit.se

THE CONCEPT

SUBLIFT is made for easy and safe dry docking and launching of sailing and motor boats on ramps and slipways. Typical usage is docking for fast service, cleaning of hulls and of course for winter season storage. SUBLIFT hoists are used by non-professionals at boat clubs as well as by commercial marinas. It is an all in one solution that replaces cranes and transporters giving a low total investment cost.

With the portable control panel it is easy to transport boats from water to cradle and back. SUBLIFT is operated by a single person making it safe to put a boat on its keel blocks, stands or cradle, without any temporary supports or supportive hands. The speed from slow crawling, in "turtle" mode, up to walking pace, in "rabbit" mode, is steplessly controlled. On the remote control panel both the total weight and the weight distribution is read for a safe loading and handling.

The frame is of an open U-type that is hydraulically set in width to match different basic requirements. A SUBLIFT can for instance straddle a boat trailer or a truck giving an efficient boat handling. It has successfully been used arranging boats from trailers to stands and back at exhibitions. The hydraulic lifting arms rotate to fine tune to individual boat widths. Yard area is used efficiently and boats can be picked up and parked individually when they are positioned in a fish bone pattern. Fixed launching slips are normally arranged at yards. A temporary ramp can be arranged on a beach using standard U-frames used for trench shoring.

SUBLIFT
BY SWEDESHIP





All in one

SUBLIFT is an all in one solution, no additional transporter or crane is needed, giving low total investment cost



Motor boat

Motor and sailing boats are lifted with-out any conversion of the hoist in between lifting



12-90 ton

Four standard models are offered for 12, 25, 40 and 90 ton maximum boat weight



Remote control

Wireless control including all functions is included. Back-up wire control is available



Submersible

The SUBLIFT operates both on land and under water. Engines and electronics is completely submersible



Fishbone pattern

When boats are parked in a fish bone pattern vessels can be picked up and parked individually with SUBLIFT



Variable width

Through the variable width the hoist is adapted to boat widths and can straddle boat trailers and cradles



Sailing boat

Sailing boats are lifted easily with the mast on for fast service

Sublift 12t

Submersible | Flexible width | Remote controlled | Safe and fast



The **SUBLIFT 12t** is the smallest and the most popular model in the range. Typical users are marinas and boat clubs. It is equipped with slings on two pairs of hydraulic lifting arms that can rotate manually to fit boat widths up to 4.2 meters. Maximum boat weight is 12 ton.



Sublift 12t - Data

Service weight:	4 000 kg
Max load:	12 000 kg
Max load/sling front:	4 800 kg
Max load/sling rear:	7 200 kg
Highest slope:	1/8
Max side slope:	1/15
Engine:	Kubota 26 kW
Max speed:	8 km/h

- SUBLIFT 12t is designed for a maximum boat load of 12 ton and maximum width of 4.2 m
- All functions are accessible from the remote control
- Transmission on the 4 rear wheels is fully hydraulic powered
- The hydraulic engine has two gears and stepless speed control with a highest speed of 8 km/h, unladen
- Maximum slipway slope with loaded hoist is 1:8
- Electric sling locks are included as standard
- The lifting arms height are adjustable by hydraulics
- Actual load on each sling is displayed in the remote control
- The lifting arm width is set by hand and locked with pin bolt before lifting
- The hoist is protected with hot galvanizing and 2-component polyurethane coating
- Wheel axles and hubs have special seals that prevents water penetration

Sublift 25t

Submersible | Flexible width | Remote controlled | Safe and fast



The **SUBLIFT 25t** is a workhorse used by both marinas as well as by boat clubs. It is equipped with slings on two pairs of hydraulic lifting arms that can rotate with hydraulic actuators to fit boat widths up to 4.9 meters. The hoist is designed for up to 25 ton boats.



Sublift 25t - Data

Service weight:	7 200 kg
Max load:	25 000 kg
Max load/sling front:	10 000 kg
Max load/sling rear:	15 000 kg
Highest slope:	1/8
Max side slope:	1/15
Engine:	Kubota 36 kW
Max speed:	6 km/h

- SUBLIFT 25t is designed for a maximum boat load of 25 ton and maximum width of 4.9 m
- All functions are accessible from the remote control
- Transmission on the 4 rear wheels is fully hydraulic powered
- The speed from slow crawling, in "turtle" mode, up to walking pace, in "rabbit" mode, is steplessly controlled
- Electric sling locks are included as standard
- The lifting arms height and width are adjustable by hydraulics
- Actual load on each sling is displayed in the remote control
- The hoist is protected with hot galvanizing and 2-component polyurethane coating
- Wheel axles and hubs have special seals that prevents water penetration

Sublift 40t

Submersible | Flexible width | Remote controlled | Safe and fast



The **SUBLIFT 40t** is a tool for the marina who want to offer fast service to larger yachts and commercial boats. It is equipped with slings on three pairs of hydraulic lifting arms that can rotate with hydraulic actuators to fit boat widths up to 6.4 meters. When using only two out of the three slings smaller boats can be taken as well making the hoist truly flexible. Operation with the remote control is just as simple as on the smaller 12t and 25t SUBLIFT hoists. The aft bogies ensures that the weight is always evenly distributed over the wheel pair. Boat weights up to 40 ton can be handled.



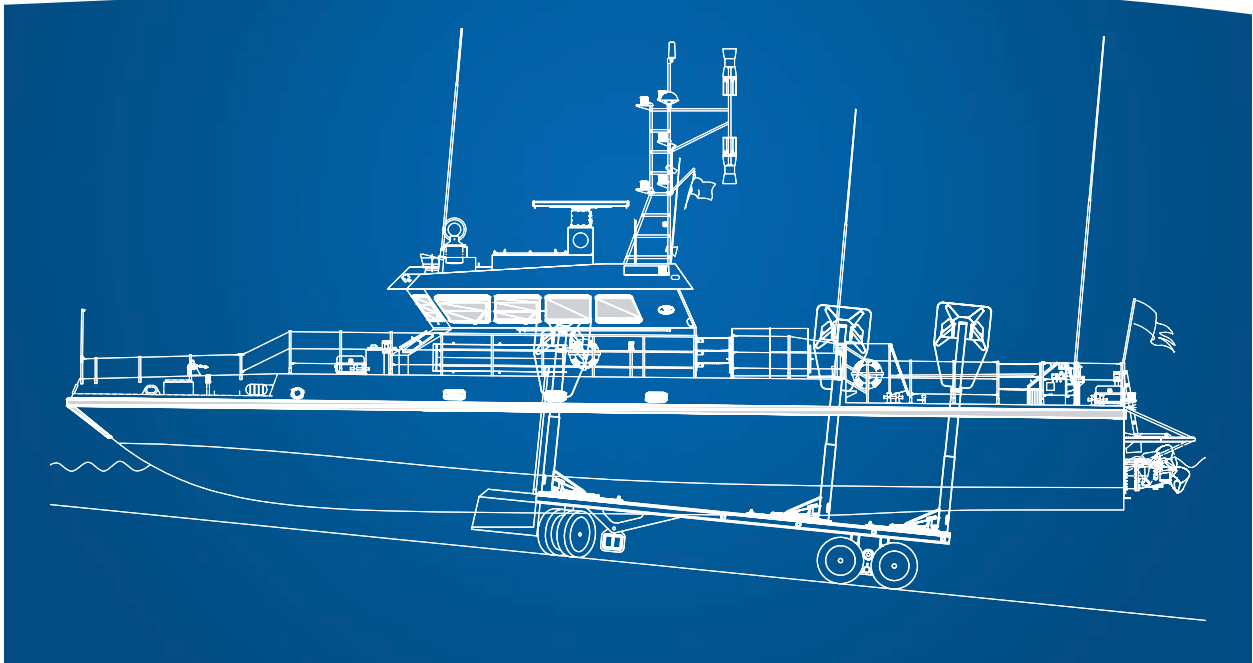
Sublift 40t - Data

Service weight:	12 500 kg
Max load:	40 000 kg
Max load/sling:	14 500 kg
Highest slope:	1/10
Max side slope:	1/20
Engine:	Kubota 36 kW
Max speed:	6 km/h

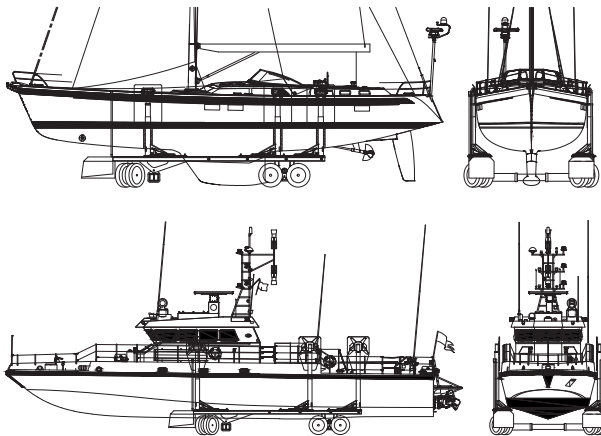
- SUBLIFT 40t is designed for a maximum boat load of 40 ton and maximum width of 6.4 m
- All functions are accessible from the remote control
- Transmission on the aft bogie wheels is fully hydraulic powered
- The speed from slow crawling, in "turtle" mode, up to walking pace, in "rabbit" mode, is steplessly controlled
- Electric sling locks are included as standard
- The lifting arms height and width are adjustable by hydraulics
- Actual load on each sling is displayed in the remote control
- The hoist is protected with hot galvanizing and 2-component polyurethane coating
- Wheel axles and hubs have special seals that prevents water penetration

Sublift 75t

Submersible | Flexible width | Remote controlled | Safe and fast



The **SUBLIFT 75t** is under development based on the experiences made on the 65 and 90 ton models. It is the choice for the yard that service a larger range of boats. It is equipped with double slings on three pairs of hydraulically controlled lifting arms that can move axially and rotate to fit boat widths up to 7.6 meters. With all lifting arms movable this is the most flexible hoist. Using two out of three slings smaller boats can be taken. The full capacity is 75 ton.



Sublift 75t - Data

Service weight:	22 000 kg
Max load:	75 000 kg
Max load/sling:	25 000 kg
Highest slope:	1/10
Max side slope:	1/20
Engine:	Kubota 50 kW
Max speed:	5 km/h

- SUBLIFT 75t is designed for a maximum boat load of 75 ton and maximum width of 7.6 m
- All functions are accessible from the remote control
- The double transmission on the bogie axels are fully hydraulic powered
- The aft bogies ensures that the weight is always evenly distributed over the wheel pair
- The hydraulic engine has two gears and stepless speed control with a highest speed of 5 km/h, unladen
- Maximum slipway slope with loaded hoist is 1:10
- Electric sling locks are included as standard
- The lifting arms height, width and axial position are adjustable by hydraulics
- It is possible to lift small boats in the two aft lifting arms
- Actual load on each sling is displayed in the remote control
- The hoist is protected with hot galvanizing and 2-component polyurethane coating
- Wheel axles and hubs have special seals that prevents water penetration

Sublift 90t

Submersible | Flexible width | Remote controlled | Safe and fast



The **SUBLIFT 90t** is the largest model produced by Sublift. It is the choice for the yard that service a larger range of boats. It is equipped with double slings on three pairs of hydraulically controlled lifting arms that can move axially and rotate to fit boat widths up to standard 7.7 and optionally 8.3 meters. With all lifting arms movable this is a most flexible hoist. Using two out of three slings smaller boats can be handled. The full capacity is 90 ton.



Sublift 90t - Data

Service weight:	33 000 kg
Max load:	90 000 kg
Max load/arm pair:	30 000 kg
Highest elevation:	1/10
Max side tilt angle:	1/20
Engine:	Perkins 106 kW
Max speed:	5 km/h

- SUBLIFT 90t is designed for a maximum boat load of 90 ton and max. width of 7.7 m. Optional width 8.3 m
- All functions are accessible from the remote control
- Each axle has double wheels
- All rear wheels are driven through hydraulic power
- The double transmission on the bogie axles are fully hydraulic powered
- The aft bogies ensures that the weight is always evenly distributed over the wheel pairs
- Actual load on each pair of actuators are calculated and presented in the display
- The hoist is protected with hot galvanizing and 2-component polyurethane coating
- Wheel axles and hubs have special seals that prevents water penetration



PORTABLE REMOTE PANEL

It is easy to operate the Sublift boat hoist with the radio controlled portable control panel. The speed from slow crawling, in "turtle" mode, up to walking pace, in "rabbit" mode, is steplessly controlled. On the remote control panel both the total weight and the weight distribution is read for a safe loading and handling.

The Sublift have two different optional control systems as seen in the pictures. One yellow hand held unit and one heavy duty panel that is normally used together with a waist belt or a hook carrier. Both controls can be used for the 12, 25 and 40 ton models. The heavy duty control model is for the 90 ton Sublift.

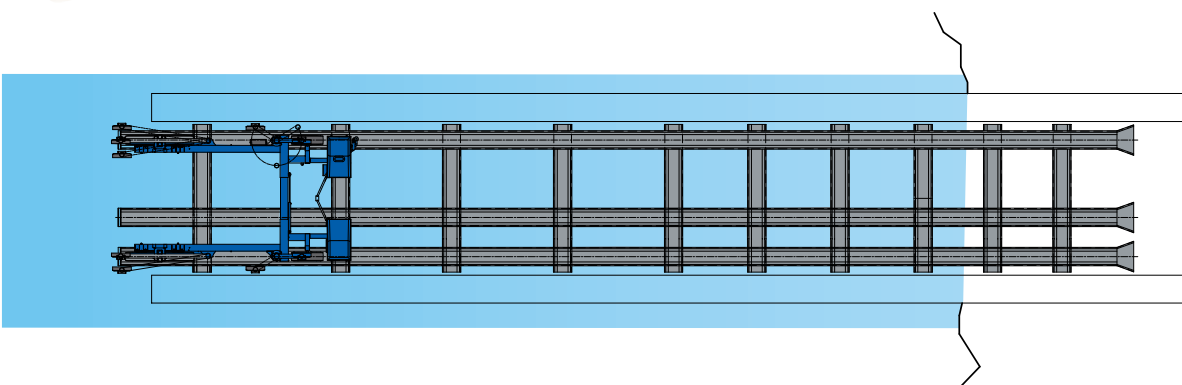
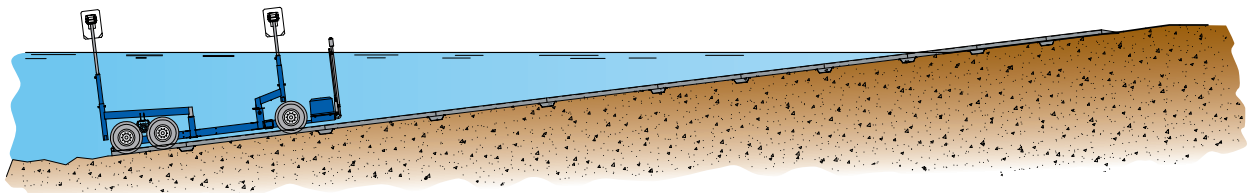
All vehicle operations and maneuvers, including engine, transmission and hydraulic system operations, are performed via the radio-controlled portable control panel. The main control unit is mounted under the hydraulic oil tank cover. The control unit contains a PLC computer, which takes the signals from the maneuver box and transforms them into signals for controlling brakes, actuators, electric sling locks etc. For maximum safety the computer either prevents forbidden maneuvers or activates an alarm. The PLC also has terminal contacts to connect to a PC for advanced diagnostics.

SLIPWAYS AND RAMPS FOR DRY DOCKING

The unique feature of the SUBLIFT is that it is submersible – that the boat is picked up from and brought back into the water without any reloading. To access the water a slipway or a ramp is naturally required. Often a slipway is ready available and usable. It can for instance be a concrete ramp. In other cases there is just a beach. On a beach a temporary or fixed ramp can be arranged by use of U-shaped steel beams that normally is used for trench shoring. From a quay a ramp on a space frame can be designed. Each harbor, slipway and conditions are local and individual hence SUBLIFT can be of assistance for inspecting existing ramps, designing and projecting of new ramps and slipways. Each model has a maximum slope that it can carry when fully loaded, please refer to the technical data sheets for each model.



General sketch for a ramp made of U-shaped steel frames with three lanes for variable width and or different sized Sublift boat hoists.



ABOUT SUBLIFT

SUBLIFT was first designed and created in the late 1980's. The first hoist had 6 ton lifting capacity and was called "Slamkryparen" or the "Mudskipper". Through the years the product has been developed and refined and larger models with higher lifting capacity has been added. Today four standard models are available with 12, 25, 40 and 90 ton lifting capacity. A 75 ton is under development and larger and customized models can be offered. In 2014 Swede Ship Marine AB acquired SUBLIFT and created Swede Ship Sublift AB.

Swede Ship Marine AB is a privately owned group of three yards located on the Swedish west coast. There is a long tradition of boat building in the area. The oldest yard, Djupviks yard, has been in the boat building industry since beginning of the 1890's.

At Swede Ship vessels in Aluminum, Steel and Composite are developed and produced. Clients are among others different Armed Forces, Coast Guards, Rescue associations and Ferry operators. New building, maintenance, repair and overhaul are the main operational areas.





The SUBLIFT is a unique patented submersible hoist for effective launching and lifting boats on slipways. Sailing and motorboats are moved from water to cradle with little effort. The remote control gives access to all the functions of the hoist. One person easily handles the operation. Typical usage is docking for fast service and cleaning of hulls and of course for winter season storage.

Swede Ship Sublift AB

Djupvik | SE-471 98 Fagerfjäll, Sweden

Phone: +46 304 67 95 00

Fax: +46 304 66 25 00

E-mail: sales@sublift.se

www.sublift.se